

**Technical Support**

Should you have any questions regarding your M30 microphone please contact us:

e-mail: [Support@EarthworksAudio.com](mailto:Support@EarthworksAudio.com)  
phone: 1-603-654-6427 (9a.m. – 5p.m. ET)

For warranty and product return/exchange information please refer to the back of the enclosed Calibration Chart.



Earthworks, Inc.  
37 Wilton Rd.  
Milford, NH 03055 USA  
Phone: 1-603-654-6427  
Fax: 1-603-654-6107  
<http://www.EarthworksAudio.com>



**M30 Measurement Microphone  
Owner's Manual**



**Made in U.S.A.**



## Description

Earthworks M30 is an omnidirectional (pressure) microphone designed and calibrated for measurement purposes. It is a prepolarized condenser microphone directly coupled to a wideband, low output impedance preamplifier. The M30 requires a standard 48V phantom power supply. It features a linear free-field frequency response from 5Hz to 30kHz (please see the enclosed individual calibration chart), very low handling noise, uniform polar pattern, and very high SPL handling capabilities. Its unique circuitry excludes the transconductance of the input FET from the overall gain structure. This means the sensitivity remains very stable when the microphone is subjected to variations in ambient temperature. The M30 meets or exceeds ANSI Type 1 requirements.

Each microphone is delivered with its own calibration chart providing its individually measured open-circuit sensitivity and the frequency response curve. A computer file containing the frequency response data for importing directly into measurement software is available from Earthworks, Inc. upon request at an extra cost. A mounting clip and a calibrator adapter are included with the microphone.

## Applications

Earthworks M30 is ideally suited for acoustical measurements including loudspeaker design and quality control, sound system setup and troubleshooting, room acoustics, or any application where an accurate free-field measurement microphone is required. Many test systems manufacturers, such as EAW Smart™ and DEQX™, are recommending M30 microphones. The wide linear minimum-phase response and fast well-damped impulse response (Fig. 2) make the M30 an excellent

microphone for loudspeaker design, especially for time domain measurements.

The M30 is simple to operate. Connect the microphone to a microphone preamplifier supplying 48V phantom power using a standard XLR microphone cable. *Please allow up to one minute for the microphone to settle.* Plugging in the microphone "hot" (phantom power already present at the input) will not damage the microphone, and is actually preferred for faster settling. For optimum results we recommend pointing the M30 toward the sound source.

This microphone has no removable parts.

## Calibration

The microphone is calibrated at the factory at 1 kHz (therefore independent of any frequency weighting). The sensitivity in mV/Pa is provided on the calibration chart. If on-site calibration is required, use the enclosed ½" adapter.

## Specifications

Frequency response:	5Hz to 30kHz +1/-3dB
Polar Pattern:	Omnidirectional
Sensitivity:	30mV/Pa (Typical)
Power Requirements:	48V Phantom, 10mA
Peak Acoustic Input:	142dB SPL
Output:	XLR (Fig. 1)
Output Impedance:	100Ω, balanced (50Ω ea. pin 2 & 3)
Minimum Load:	600Ω btw. pins 2 & 3
Noise:	22dB, A equivalent
Dimensions L x D	229 x 22 mm (9 x .860 in.)
Weight:	225g (.5lb)

CE Compliant

Specifications are subject to change without notice.

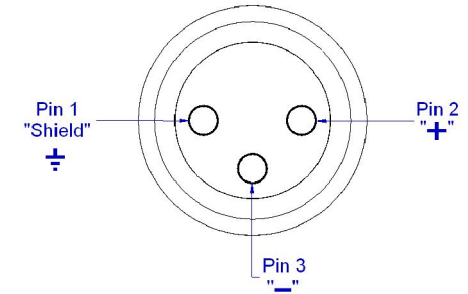


Fig. 1. XLR Output Connector Assignment of M30

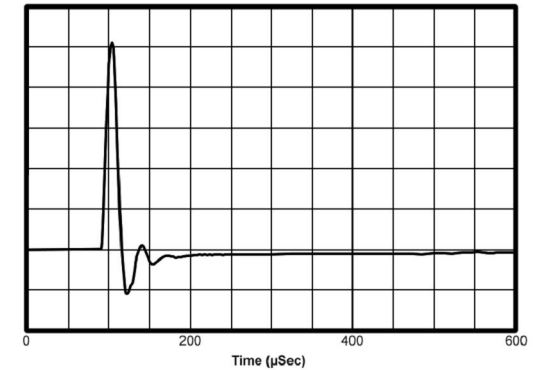


Fig. 2. Impulse Response (Typical) of M30

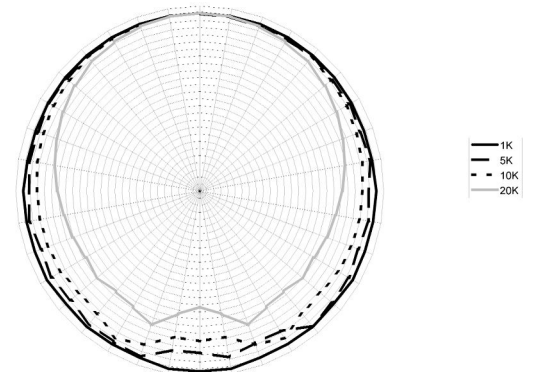


Fig. 3. Polar Response (Typical) of M30, 1dB/div.